

Coast to Capital New Business Dashboard



Coast to Capital

There were 5,600 new businesses started in the Coast to Capital region in Q1 2016.

This is a rise of 17.5% over the previous quarter

Compared to Q1 2015 there has been a 3.6% rise



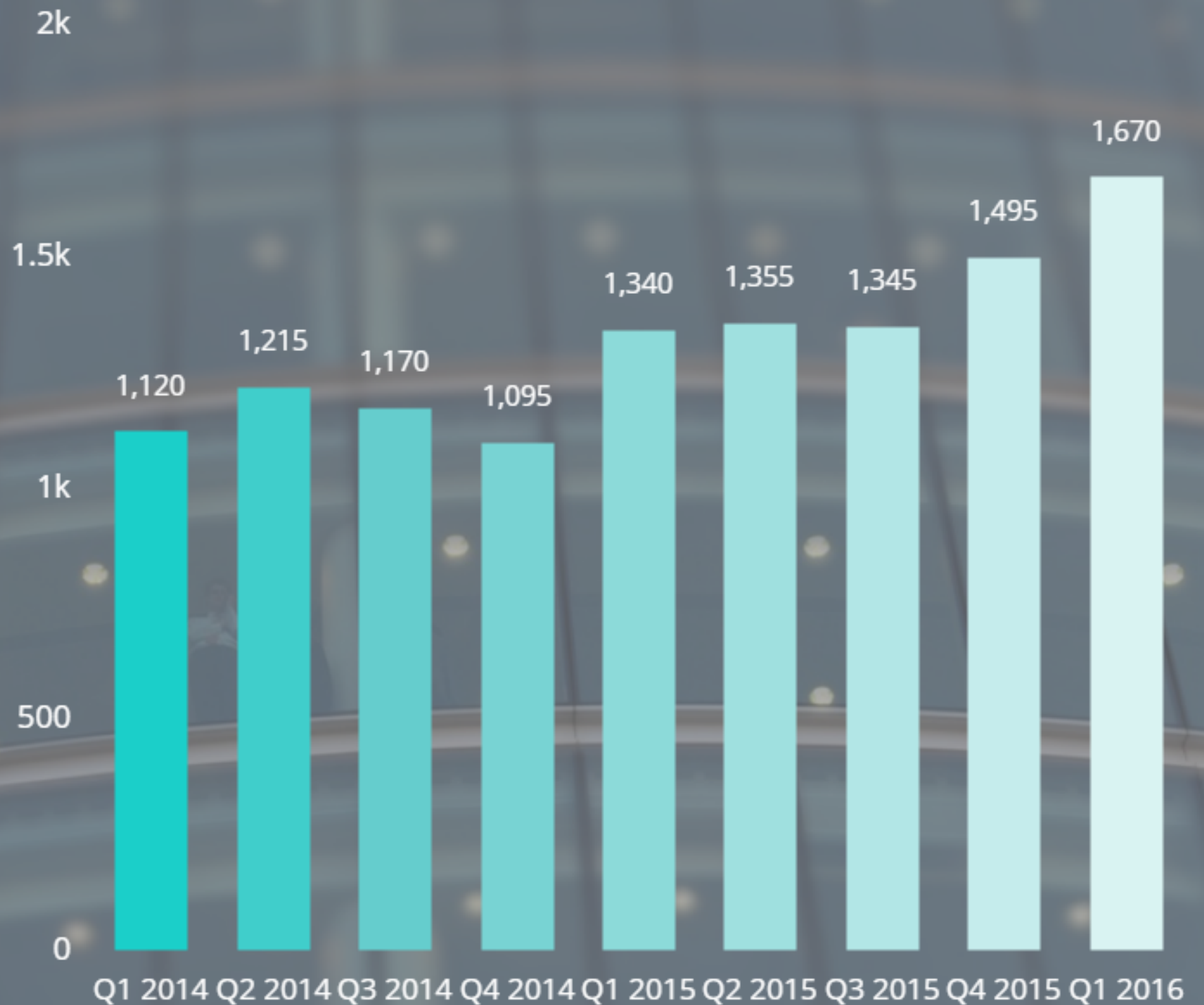
Source: Experian MarketIQ Database/Coast to Capital 2016

Croydon

There were 1,670 new businesses started in the Croydon area in Q1 2016.

This is a rise of 11.7% over the previous quarter

Compared to Q1 2015 there has been a 24.6% rise, the largest seen across the Coast to Capital region



Source: Experian MarketIQ Database/Coast to Capital 2016

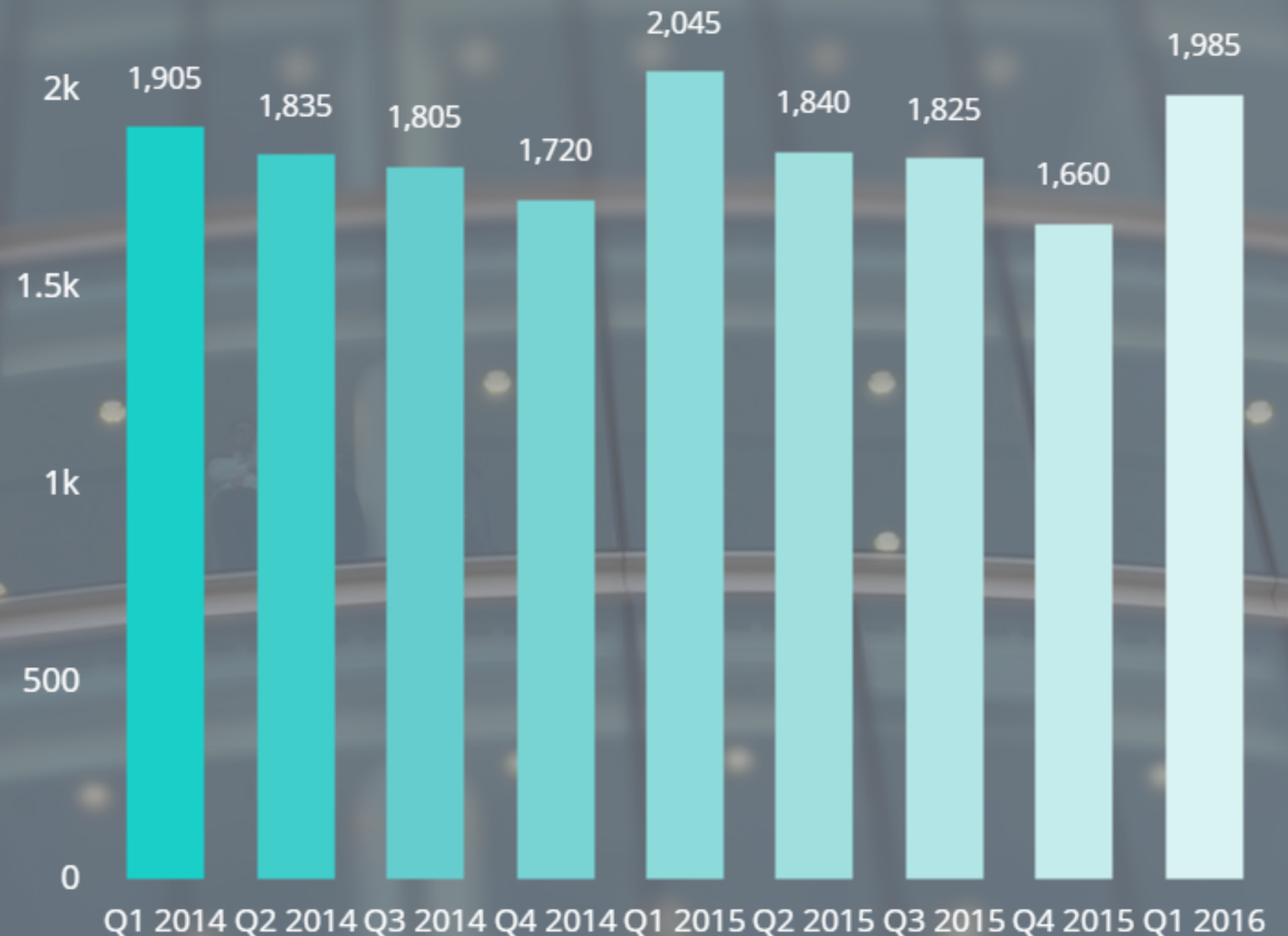
Greater Brighton City Region

2.5k

There were 1,985 new businesses started in the Greater Brighton City region in Q1 2016.

This is a rise of 19.8% over the previous quarter

Compared to Q1 2015 there has been a slight fall of 2.8%



Source: Experian MarketIQ Database/Coast to Capital 2016

The Gatwick Diamond

2.5k

There were 1,805 new businesses started in the Gatwick Diamond area in Q1 2016.

This is a rise of 18.4% over the previous quarter

Compared to Q1 2015 there has been a decline of 7.2%



Source: Experian MarketIQ Database/Coast to Capital 2016

Rural West Sussex

There were 1,065 new businesses started in the Rural West Sussex area in Q1 2016.

This is a rise of 44% over the previous quarter, the largest quarter on quarter rise in the Coast to Capital region

Compared to Q1 2015 there has been a slight decline of 2.5%



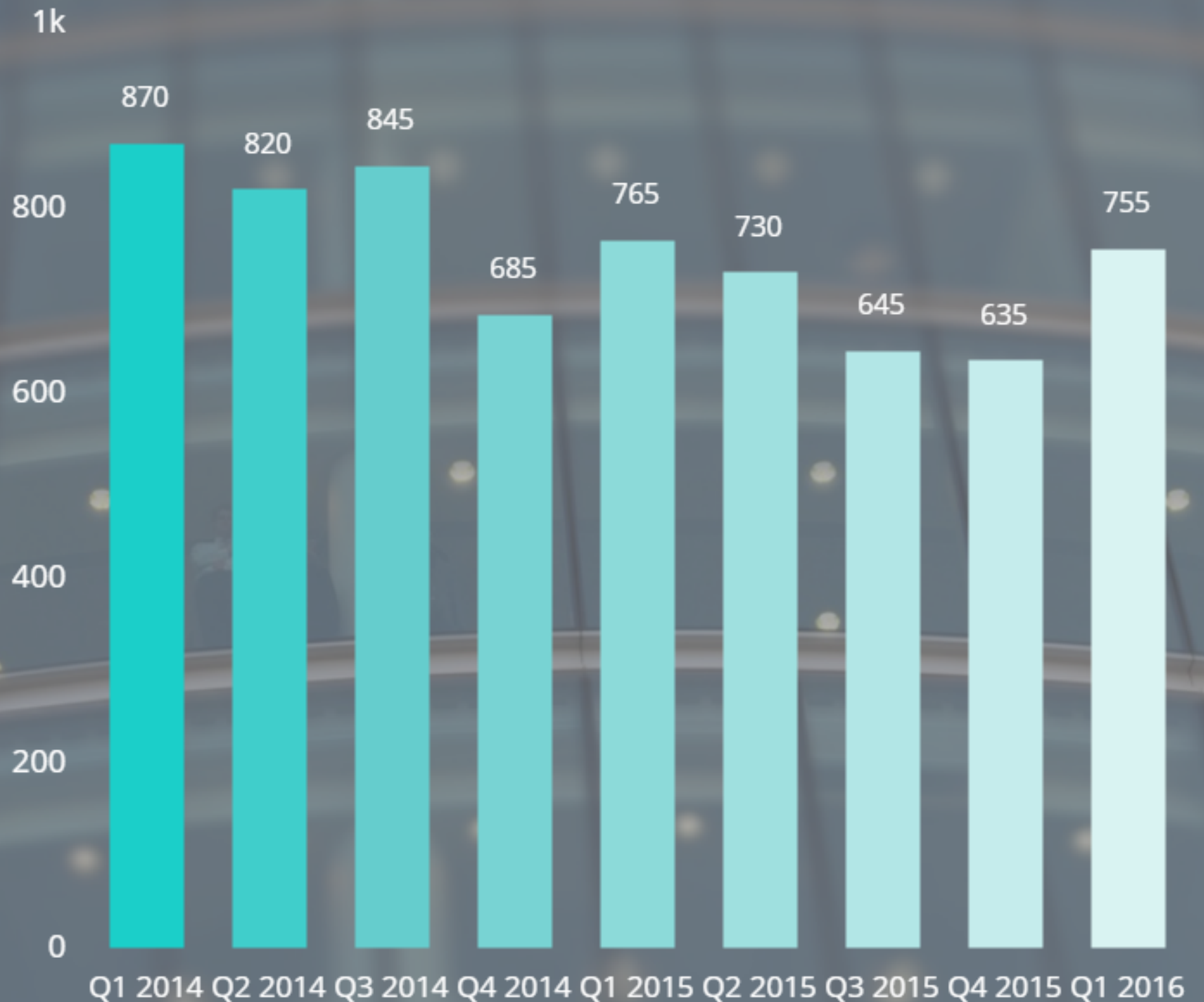
Source: Experian MarketIQ Database/Coast to Capital 2016

Coastal West Sussex

There were 755 new businesses started in the Coastal West Sussex area in Q1 2016.

This is a rise of 19.2% over the previous quarter

Compared to Q1 2015 there has been a slight decline of 1.2%



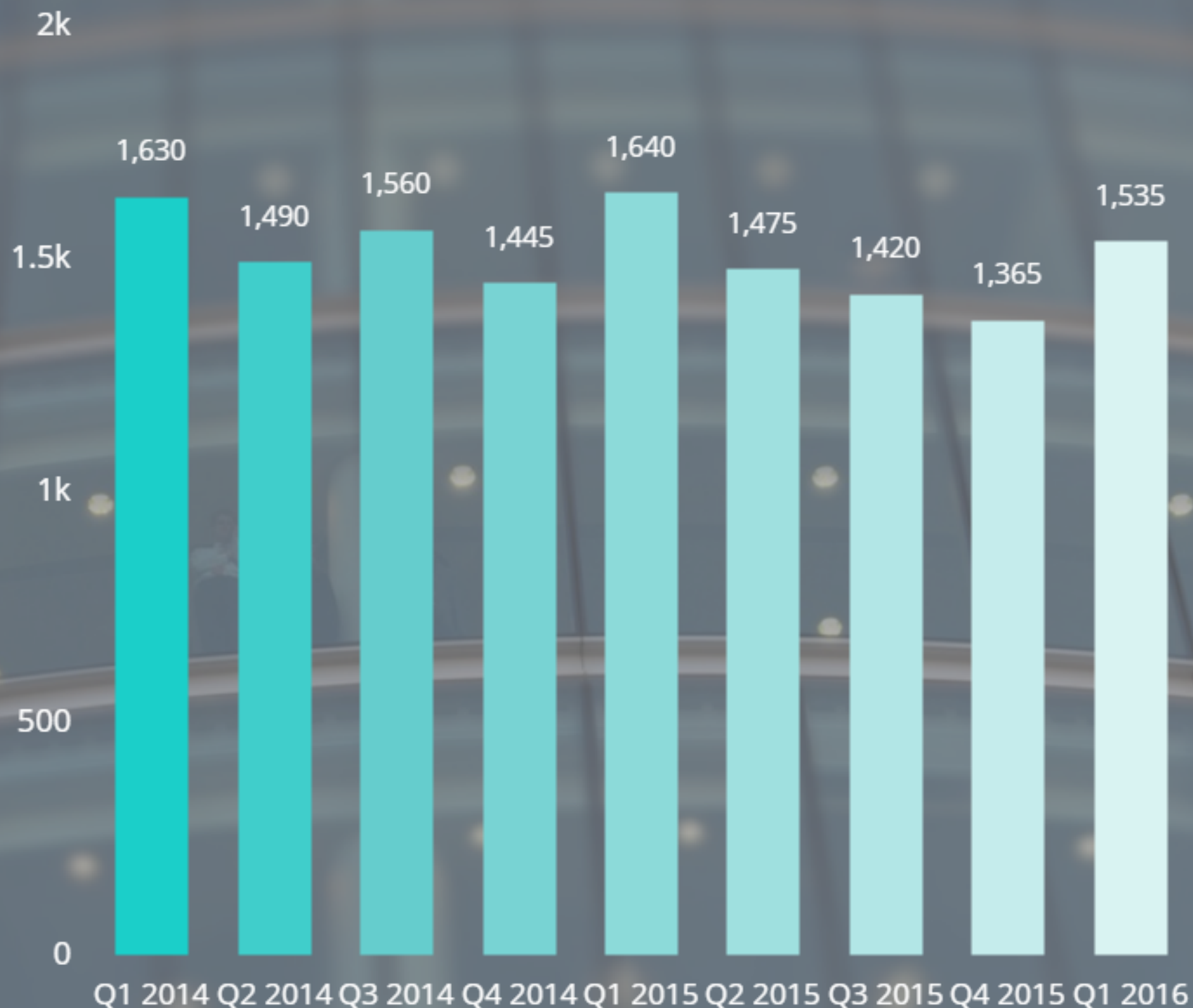
Source: Experian MarketIQ Database/Coast to Capital 2016

West Sussex

There were 1,535 new businesses started in the West Sussex area in Q1 2016.

This is a rise of 12.5% over the previous quarter

Compared to Q1 2015 there has been a decline of 6.5%



Source: Experian MarketIQ Database/Coast to Capital 2016

Coast to Capital New Business Dashboard - Local Authorities

Brighton and Hove, Lewes, & Croydon

New Businesses Q1 2016:

Brighton and Hove - 1,225

Croydon - 1,670

Lewes - 145

Change Quarter on Quarter:

Brighton and Hove +21.9%

Croydon +11.7%

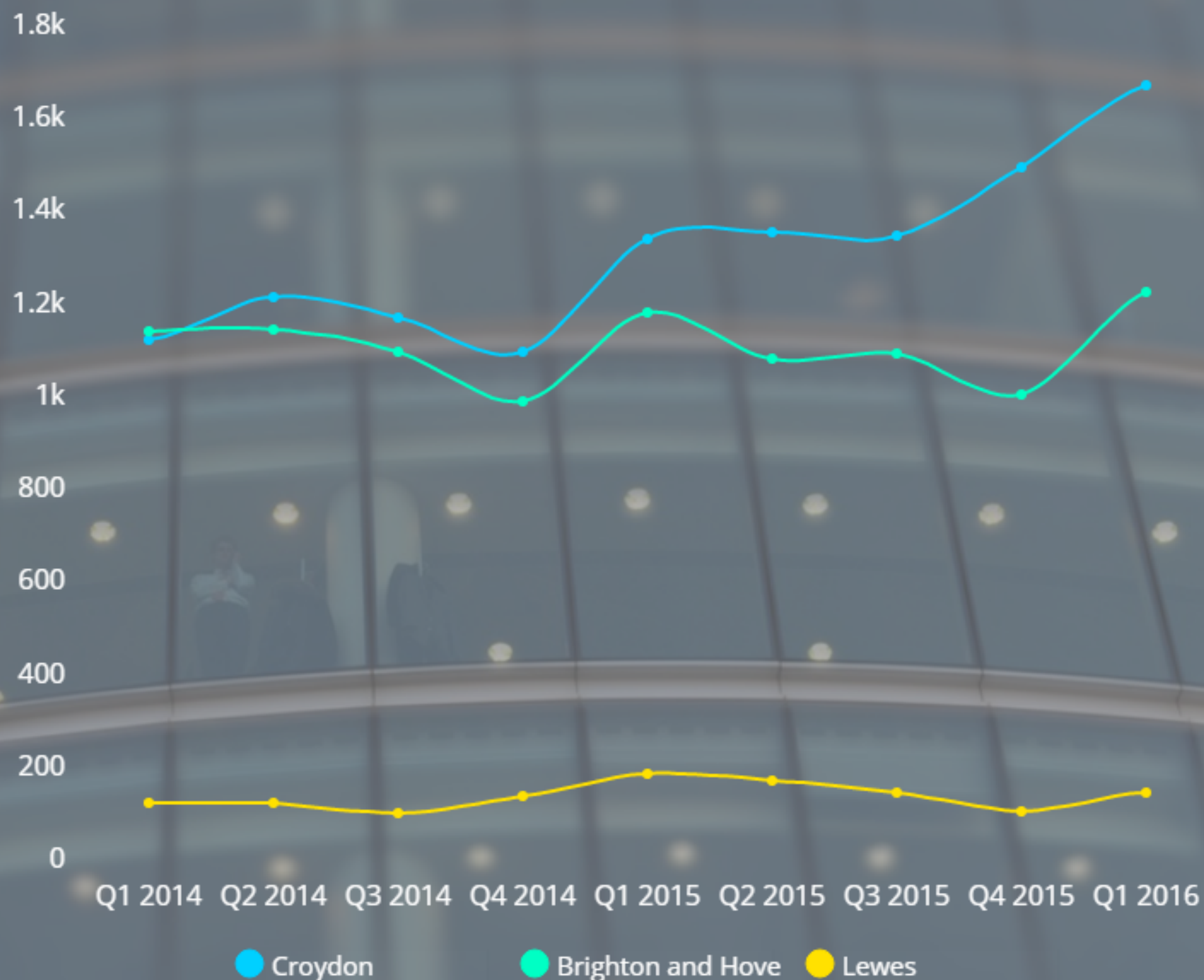
Lewes +37.7%

Change Year on Year:

Brighton and Hove +3.6%

Croydon +24.6%

Lewes -21.1%



Source: Experian MarketIQ Database/Coast to Capital 2016

East Surrey

New Businesses Q1 2016:

Epsom & Ewell - 170

Mole Valley - 220

Reigate & Banstead - 370

Tandridge - 265

Change Quarter on Quarter:

Epsom & Ewell +18.2%

Mole Valley +34.1%

Reigate & Banstead +31.1%

Tandridge +33.7%

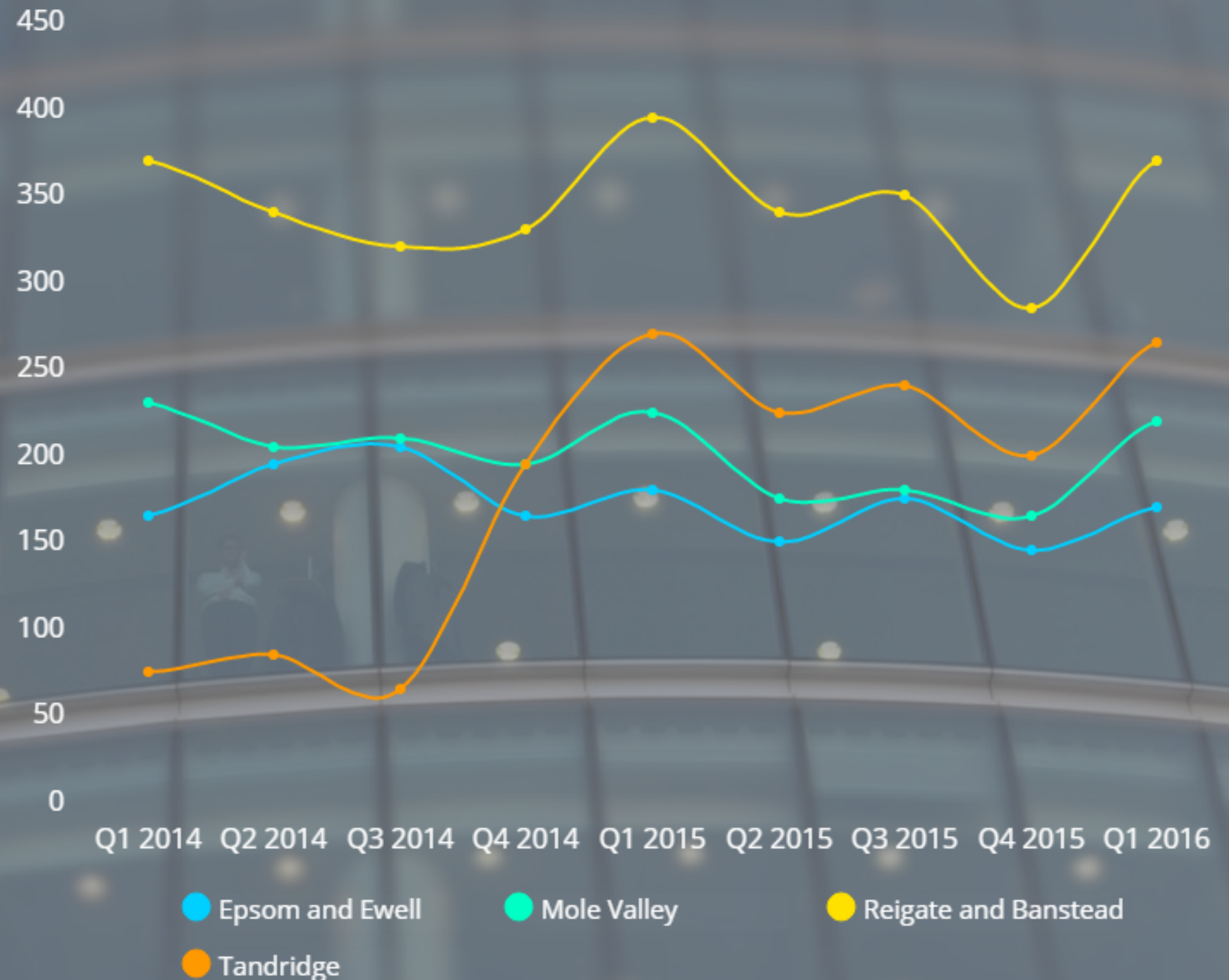
Change Year on Year:

Epsom & Ewell -6.2%

Mole Valley -2.2%

Reigate & Banstead -6.1%

Tandridge -1.5%



Source: Experian MarketIQ Database/Coast to Capital 2016

West Sussex

New Businesses Q1 2016:

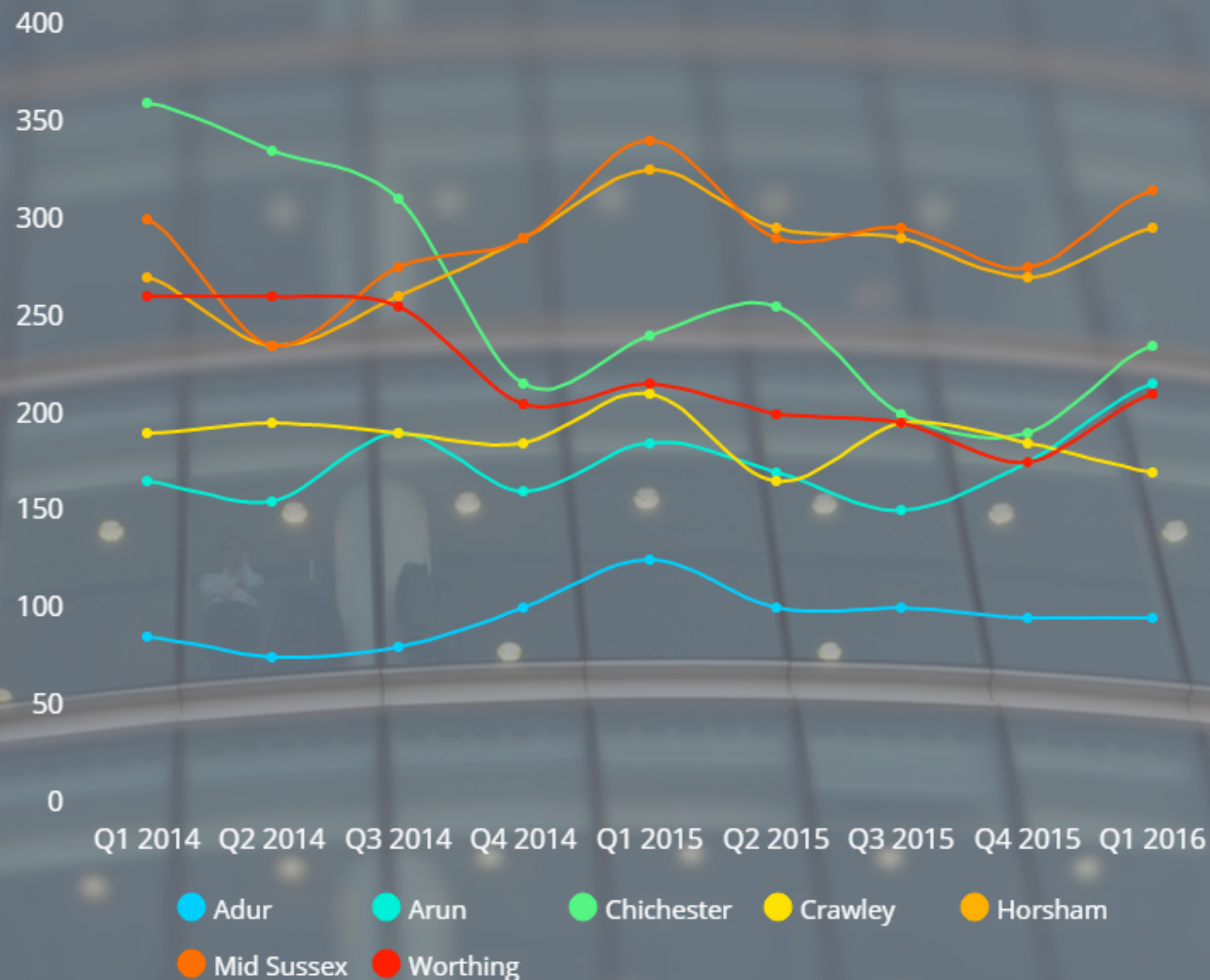
Adur - 95
Arun - 215
Chichester - 235
Crawley - 170
Horsham - 295
Mid Sussex - 315
Worthing - 210

Change Quarter on Quarter:

Adur 0%
Arun +24%
Chichester +24.7%
Crawley -9.1%
Horsham +7.7%
Mid Sussex +14.5%
Worthing +18.8%

Change Year on Year:

Adur -25.6%
Arun +17.3%
Chichester -1.3%
Crawley -19%
Horsham -9.8%
Mid Sussex +7.1%
Worthing -2.8%



Source: Experian MarketIQ Database/Coast to Capital 2016